



**WORKSHOP**  
2023

BY: MUHAMMED USMAN ATTARI MADANI


**DAWATUL ISLAMI**  
MALAWI

# CALL FOR HAJJ

**WHEN SAYYIDUNA IBRAHIM BUILT THE KA'BAH, HE WAS ORDERED TO CALL PEOPLE FOR HAJJ. HE SAID, 'O ALLAH, HOW WILL MY VOICE GET TO EVERYONE?' ALLAH SAID, 'GIVE THE CALL; GETTING YOUR CALL DELIVERED IS ONTO ME'.**

**SAYYIDUNA IBRAHIM MADE THE CALL FROM MOUNT ABU QUBAYS AND THE ENTIRE MANKIND HEARD; THOSE IN THE COMING GENERATIONS HEARD AND EVEN THE SOULS HEARD.**

**THOSE WHO SAID LABBAIK ONCE SHALL GO FOR HAJJ ONCE, THE ONE WHO SAID 2 TIMES WILL GO 2 TIMES AND WHOEVER SAID LABBAIK HOWEVER MANY TIMES, WILL BE BLESSED WITH HAJJ THAT MANY TIMES.**



# VIRTUES OF HAJJ

- ▷ **SAYYIDUNA DAWOOD ASKED ALLAH: WHAT IS THE REWARD FOR HAJJ? ALLAH SAID, 'IT IS UPON THE RESPONSIBILITY OF MY GENEROSITY THAT THE HAJJ PILGRIMS WILL ATTAIN WELL-BEING IN THE WORLD AND WHEN THEY MEET ME ON THE LAST DAY, I SHALL GRANT THEM SALVATION.'**
- ▷ **ALI BIN MUWAFFIQ SAID: I DID TAWAF, KISSED HAJAR-E-ASWAD THEN SAT THERE AND SAID: YA ALLAH, I DID TAWAF OF YOUR HOUSE, BUT I DON'T KNOW IF IT'S ACCEPTED OR NOT. A VOICE WAS HEARD, 'O ALI, DON'T YOU KNOW THAT YOU ONLY INVITE SOMEONE YOU LOVE AS A GUEST TO YOUR HOUSE.'**



# INCREDIBLE HAJJ

**IMAM HASAN MUJTABA, THE BLESSED GRANDSON OF THE PROPHET ONCE SAID: HOW WILL I PRESENT MYSELF IN THE COURT OF ALLAH? HE THEN WENT ON FOOT FOR HAJJ. AND NOT ONCE, RATHER, HE WENT FOR HAJJ ON FOOT 20 TIMES IN HIS LIFE.**

**ONCE AFTER TAWAF, HE PLACED HIS FACE ON MAQAM-E-IBRAHIM AND CRIED IMMENSELY AND SAID, 'O ALLAH YOUR BEGGAR IS HERE', THEN HE WENT OUT AND SAW A FEW DESTITUTE PEOPLE EATING THE PIECES OF BREAD OF SADAQAH. IMAM HASAN SAT THERE BUT DIDN'T EAT AS IT WAS SADAQAH, AND INVITED ALL THE POOR PEOPLE HOME, FED THEM AND GAVE THEM A LOT OF GIFTS.**



# INTENTION OF HAJJ

- ▷ **THERE ARE ABOUT 56 INTENTIONS IN THIS BOOK AND MOST IMPORTANT OF THEM IS THE PLEASURE OF ALLAH.**
- ▷ **HADITH: IN MY UMMAH THERE SHALL COME A TIME WHEN THE RICH WILL DO HAJJ FOR FUN, THE MIDDLE CLASS WILL DO HAJJ FOR BUSINESS AND THE POOR WILL DO HAJJ FOR BEGGING, THE QARIS FOR OSTENTATION.**
- ▷ **MAKE THE INTENTION OF FULFILLING THE COMMANDMENT OF ALLAH AND FOLLOWING THE ACTION OF THE HOLY PROPHET.**
- ▷ **ASK FOR FORGIVENESS FROM OTHERS.**
- ▷ **I SHALL MAKE HAJJ WITH HALAL INCOME.**
- ▷ **I WILL CARRY EXTRA STUFF TO GIVE TO OTHERS.**



# TYPES OF HAJJ

**THERE ARE 3 TYPES OF HAJJ:**

## ▷ QIRAN

A HAJJ IN WHICH NIYYAT OF HAJJ AND UMRAH IS DONE TOGETHER AND AFTER UMRAH THE IHRAM IS NOT REMOVED. THE HAJJ THAT THE HOLY PROPHET PERFORMED WAS HAJJ QIRAN.

## ▷ TAMATTU

THIS IS THE HAJJ WHICH IS MOST COMMONLY DONE, IN WHICH THE INTENTION IS FOR UMRAH ALONE AND THEREAFTER IHRAM COMES OFF. IN THE DAYS OF HAJJ, A FRESH INTENTION IS DONE FOR HAJJ AFTER DONNING THE IHRAAM.

## ▷ IFRAD

THIS IS DONE BY THOSE WHO LIVE WITHIN MIQAT. IN THIS HAJJ THERE IS NO UMRAH; DIRECTLY, THE IHRAM IS INTENDED FOR HAJJ.



# ATTIRE

- ▷ **USE A COMFORTABLE IHRAM. HAVE 2 JUST IN CASE**
- ▷ **KEEP A BELT FOR NECESSARY ITEMS**
- ▷ **WEAR GOOD QUALITY COMFORTABLE FLIP FLOPS, KEEP 2**
- ▷ **KEEP A SHOULDER BAG FOR MINA**



# ADORN THE IHRAAM

## HOW TO WEAR **IZAR** ( LOWER CLOTH)



## HOW TO WEAR **RIDA** ( UPPER CLOTH)




## HOW TO WEAR **RIDA** WHEN **IDTIBA** ( UNCOVER THE RIGHT SHOULDER)






عید



# INTENTION FOR UMRAH

- ▶ **BEFORE MIQAT, MAKE THE INTENTION FOR UMRAH IF YOU ARE DOING TAMATTU. ALL RESTRICTIONS OF IHRAM WILL COME INTO EFFECT.**
- ▶ **MAKE INTENTION WITH THESE WORDS: O ALLAH I INTEND TO DO UMRAH AND I HAVE DONNED ITS IHRAAM FOR YOUR SAKE. ACCEPT IT FROM ME AND MAKE IT EASY FOR ME.**
- ▶ **RECITE LABBAIK 3 TIMES AND MAKE DUA IN ABUNDANCE.**

لَبَّيْكَ اللَّهُمَّ لَبَّيْكَ لَبَّيْكَ لَا شَرِيكَ لَكَ لَبَّيْكَ إِنَّ الْحَمْدَ وَالنِّعْمَةَ لَكَ وَالْمُلْكَ لَا شَرِيكَ لَكَ



# METHOD OF UMRAH

- ▷ **FIRST SIGHT AT THE KA'BAH: MAKE DUA THAT YA ALLAH WHENEVER I MAKE A DUA, ACCEPT IT THROUGH YOUR MERCY**
- ▷ **START TAWAF WITH ISTILAAM IN THE DIRECTION OF HAJAR-E-ASWAD**
- ▷ **RIGHT SHOULDER SHOULD BE OPEN. THIS IS KNOWN AS IDTIBA'**
- ▷ **IN THE FIRST 3 ROUNDS DO RAML, WHICH IS WALKING WITH SHORT STEPS WHILE STICKING OUT THE CHEST.**
- ▷ **LAST 4 ROUNDS, DO TAWAF IN A NORMAL MANNER.**
- ▷ **READ THE DUAS OF 7 ROUNDS OR ELSE KEEP RECITING DUROOD.**
- ▷ **END THE TAWAF WITH ISTILAAM**




# ISTILAAM




# MAQAM-E-IBRAHIM

**AFTER TAWAF, PERFORM  
2 RAK'AT NEAR  
MAQAM-E-IBRAHIM, OR  
ANYWHERE IN HARAM  
WHEREVER YOU FIND SPACE,  
THESE ARE 2 RAK'AT  
NAFL WAJIB OF TAWAF.**



# DUA AT MULTAZAM

**AFTER PERFORMING SALAH AT THE MAQAM-E-IBRAHIM, GO TO THE MULTAZAM AND MAKE AS MANY DUAS AS YOU CAN. IF DUE TO CROWD YOU CANNOT GET CLOSE TO THE MULTAZAM, THEN FACE THE DIRECTION OF MULTAZAM AND DO DUA. MULTAZAM IS THE WALL BETWEEN HAJAR-E-ASWAD AND THE DOOR OF THE KA'BAH.**



# DRINK ZAMZAM

**AFTER THE DUA AT MULTAZAM PREPARE FOR SA'EE  
AND BEFORE HEADING FOR SA'EE DRINK ZAMZAM,  
THE BLESSED WATER WHICH THE PROPHETS DRANK.  
SEEING THIS WATER MAKES THE EYESIGHT STRONG,  
AND WHATEVER PURPOSE OR INTENTION A PERSON  
HAS IN HIS HEART WHILE DRINKING IT, SHALL BE FULFILLED.**



# SA'EE

- ▷ SA'EE IS TO WALK BETWEEN SAFA AND MARWA. THE STARTING POINT IS SAFA AND THE ENDING POINT IS MARWA. FROM SAFA TO MARWA IS COUNTED AS 1, THERE SHALL BE A TOTAL OF 7 ROUNDS.
- ▷ IN BETWEEN, THERE ARE 2 GREEN LIGHTS AND FOR MEN IT IS SUGGESTED TO RUN BETWEEN THE 2 LIGHTS.
- ▷ INTENTION SHOULD BE MADE AND AT SAFA, ISTILAAM SHOULD ALSO BE DONE.





# HALQ OR TAQSEER

**AFTER THE COMPLETION OF SA'EE, IN ORDER TO COME OUT OF IHRAM, THE FINAL STEP IS TO SHAVE THE HEAD OR DO TAQSEER, WHICH IS TO CUT THE HAIR OF A QUARTER OF THE HEAD EQUAL TO ONE PHALANGE (FINGER DIGIT).**

**THE HOLY PROPHET MADE DUA 3 TIMES FOR THE ONE WHO DOES HALQ AND ONCE FOR THE ONE WHO DOES TAQSEER.**



الملك



# HAJJ IN SHORT

**8 DHUL HIJJAH**  
MINA FROM ZOHR  
TO FAJR OF NEXT DAY  
(9 DHUL HIJJAH)  
5 SALAHS WILL  
BE PRAYED



**9 DHUL HIJJAH**  
ARAFAT WHOLE DAY  
TILL SUNSET LEAVE  
AFTER SUNSET WITHOUT  
PRAYING MAGHRIB



**10 DHUL HIJJAH**  
(AFTER 9TH DAY).  
10TH DAY FAJR TIME  
IS A MUST TO BE IN  
MUZDALIFA GATHER  
PEBBLES



# 3 TASKS OF THE 10TH

**RAMI** – PELT 7  
PEBBLES AT THE BIG  
SHAITAN, ANYTIME  
FROM AFTER SUNRISE  
TO BEFORE SUNSET



**QURBANI** – AFTER  
RAMI WHOEVER IS  
DOING YOUR  
QURBANI, GIVE HIM  
A GO-AHEAD



**HALQ/TAQSEER**  
AFTER QURBANI,  
THIS WILL BRING YOU  
OUT OF IHRAM EXCEPT  
THE RESTRICTION  
OF INTERCOURSE.



# MINA

- ▷ INTENTION OF HAJJ IN IHRAM IS TO BE MADE ON THE 8TH OF DHUL HIJJAH.
- ▷ THE MUALLIM USUALLY TAKES YOU ON THE 7TH EVENING; THIS IS ALSO PERMISSIBLE. MAKE THE INTENTION OF HAJJ AND HEAD WITH THE GROUP TO MINA
- ▷ THE SUNNAH IS TO PERFORM ZOHR OF 8 DHUL HIJJAH, ASR, MAGHRIB, EISHA AND FAJR OF THE NEXT DAY WHICH IS THE 9 DHUL HIJJAH, THESE BECOME 5 SALAHS IN TOTAL.
- ▷ FOCUS ON WORSHIP AND DUAS AND DON'T WASTE TIME.
- ▷ THE NIGHT BETWEEN 8 AND 9 DHUL HIJJAH IS KNOWN AS THE SHAB-E-ARAFAT. THERE IS A DUA IN RAFIQ UL HARAMAIN. TRY TO READ IT A THOUSAND TIMES.
- ▷ YOU SHOULD LEAVE FOR ARAFAT AFTER PERFORMING FAJR OF THE 9TH , BUT USUALLY THE MUALLIM TAKES YOU THE PREVIOUS EVENING. IF YOU LEAVE IT WILL NOT CAUSE ANY HARM BUT YOU SHALL MISS OUT A SUNNAH.
- ▷ IF POSSIBLE GO IN A GROUP OF 30 TO 40 PEOPLE AND REQUEST THE MUALLIM TO LEAVE AFTER FAJR.



# ARAFAT

- ▷ THIS IS NOW THE 9TH OF DHUL HIJJAH WHICH IS THE MAIN DAY OF HAJJ.
- ▷ AFTER ZOHR ON THIS DAY IT IS SUNNAH TO MAKE GHUSL (WITH PRECAUTIONS OF IHRAM).
- ▷ SPEND YOUR TIME IN DUA AND WORSHIP.
- ▷ PROTECT YOUR EYES AND TONGUE FROM ALL SORTS OF EVIL.
- ▷ USUALLY TILL ASR YOU WILL SPEND YOUR TIME IN THE CAMP.
- ▷ FROM ASR ONWARDS BE OUTSIDE UNDER THE OPEN SKY.
- ▷ ALLAH SHOWS PRIDE ON THIS DAY IN FRONT OF THE ANGELS.
- ▷ YOU SHOULD STAY IN ARAFAT TILL THE TIME OF MAGHRIB BUT DON'T OFFER MAGHRIB.
- ▷ HEAD TO MUZDALIFA



# MUZDALIFA

- ▷ **TRY TO WALK TO MUZDALIFA FROM ARAFAT. IT TAKES ABOUT 2 HOURS ON FOOT AND DUE TO TRAFFIC, LONGER WITH BUSES.**
- ▷ **WHEN YOU ENTER MUZDALIFA, BE CAREFUL AS YOU WILL FIND PEOPLE SITTING AND YOU WILL THINK YOU HAVE REACHED. LOOK FOR THE BOARD WHERE IT SAYS: MUZDALIFAH STARTS HERE.**
- ▷ **TRY TO GET AS CLOSE AS POSSIBLE TO MASJID MASH'AR-UL-HARAM.**
- ▷ **NOW PERFORM MAGHRIB AND ISHA TOGETHER IN THE TIME OF ISHA.**
- ▷ **COLLECT PEBBLES: 7 FOR THE FIRST DAY, 21 FOR THE SECOND DAY AND 21 FOR THE THIRD DAY WHICH MAKES IT 49 PEBBLES. TAKE 63 AS A PRECAUTION, AND IF YOU INTEND TO DO RAMI ON 13 DHUL HIJAH WHICH IS SUNNAH, THEN TAKE 21 MORE.**
- ▷ **AFTER FAJR OF THE 11TH MAKE DUA AND LEAVE FOR MINA**



# RAMI OF 10TH DHUL HIJJAH

- ▷ **IT IS SUNNAH TO DO RAMI AFTER FAJR**
- ▷ **BECAUSE OF THE CROWD INTENSITY, IT WILL BE PREFERABLE TO DO RAMI AFTER ZOHR. YOU WILL FIND FEWER PEOPLE AND YOU WILL CARRY OUT THE RAMI COMFORTABLY.**
- ▷ **ON THE 10TH, RAMI WILL BE DONE ONLY ON THE BIG SHAITAN.**
- ▷ **YOUR DIRECTION WILL BE SUCH THAT YOUR LEFT HAND WILL BE TOWARDS THE KA'BAH AND THE RIGHT HAND TOWARDS MINA.**
- ▷ **PELT 7 STONES, RAISE YOUR ARM AND PELT THE STONE AT THE JAMRAH.**





# QURBANI

- ▷ AFTER COMPLETING THE RAMI OF THE BIG JAMARAH IT IS NOW TIME FOR QURBANI
- ▷ THIS QURBANI IS NOT THE QURBANI OF EID UL ADHA, THIS IS THE QURBANI OF THANKING ALLAH FOR THE OPPORTUNITY OF HAJJ.
- ▷ THESE DAYS THE QURBANI IS DONE BY SOMEONE ON YOUR BEHALF, SO AFTER RAMI GIVE HIM A GO-AHEAD.



# HALQ/TAQSEER

- ▷ **SHAVE YOUR HEAD OR DO TAQSEER AND YOU WILL BE OUT OF THE RESTRICTIONS OF IHRAAM**
- ▷ **ONE RESTRICTION WILL REMAIN WHICH IS INTIMATE RELATIONSHIP WITH THE SPOUSE.**



# TAWAF E ZIYARAH

- ▷ AFTER HALQ AND FRESHENING UP YOU CAN NOW DO TAWAF ZIYARAH
- ▷ IT IS SUGGESTED TO LEAVE AFTER ASR, AS YOU WILL FIND BETTER WEATHER AND LESSER CROWD.
- ▷ THIS TAWAF WILL BE AS PER THE NORMAL METHOD OF TAWAF BUT IN NORMAL CLOTHES
- ▷ THIS IS THE ONLY TAWAF IN NORMAL CLOTHES WHICH HAS RAML.
- ▷ NAFL, DUA AND ZAMZAM AS USUAL.
- ▷ THEREAFTER, SA'EE SHOULD BE DONE.
- ▷ DEADLINE FOR THIS TAWAF IS UP UNTIL MAGHRIB OF THE 12TH OF DHUL HIJJAH
- ▷ GO BACK TO MINA



# RAMI OF THE 11TH & 12TH DHUL HIJJAH

- ▷ **AFTER ZOHR THE TIME STARTS FOR PELTING STONES.**
- ▷ **IN THESE DAYS THE RAMI WILL BE DONE TO ALL 3 JAMARAAT.**
- ▷ **FIRST SMALL THEN MEDIUM THEN THE BIG SHAITAN**
- ▷ **AFTER PELTING STONES AT THE SMALL AND MEDIUM JAMARAAT FACE MAKKAH, TURN YOUR PALMS TOWARDS KA'BAH AND DO DUA**
- ▷ **PELT THE STONES WHILST FACING THE KA'BAH. THIS IS WHEN PELTING THE STONES AT THE MEDIUM AND SMALL SHAITAN**



# TAWAF-E-WADA

- ▷ **THIS TAWAF IS WAJIB**
- ▷ **IT CAN BE DONE ANYTIME AFTER TAWAF-E-ZIYARAH**
- ▷ **ANY TAWAF DONE AFTER TAWAF-E-ZIYARAH WILL BE CONSIDERED AS TAWAF-E-WADA**



# NUSUK APPLICATION



# HAJJ & UMRAH APPLICATION



An easy to understand guide to learn about the commandments of Hajj & Umrah and other related rituals.

The advertisement features two smartphones. The left smartphone displays the app's splash screen with the word 'Hajj' in white Arabic calligraphy on a crescent moon, set against a night view of the Kaaba. The right smartphone displays the app's main menu with a grid of icons for: English, Umrah Guide, Explanation of Hajj, Hajj Guide, Dua Accepted Places, Dua, 3D Videos, Sign Language Videos, Places Of Interest, and Prayer Times. A central text box with a decorative border contains the main description. Two QR codes are positioned at the bottom, each with a 'Get The App' button below it. The background is dark with a subtle pattern and glowing blue diamond shapes at the bottom.